

**NJSLA SCIENCE RESULTS**  
MEASURING COLLEGE AND CAREER  
READINESS

**Wanaque Public Schools**

April 28, 2020

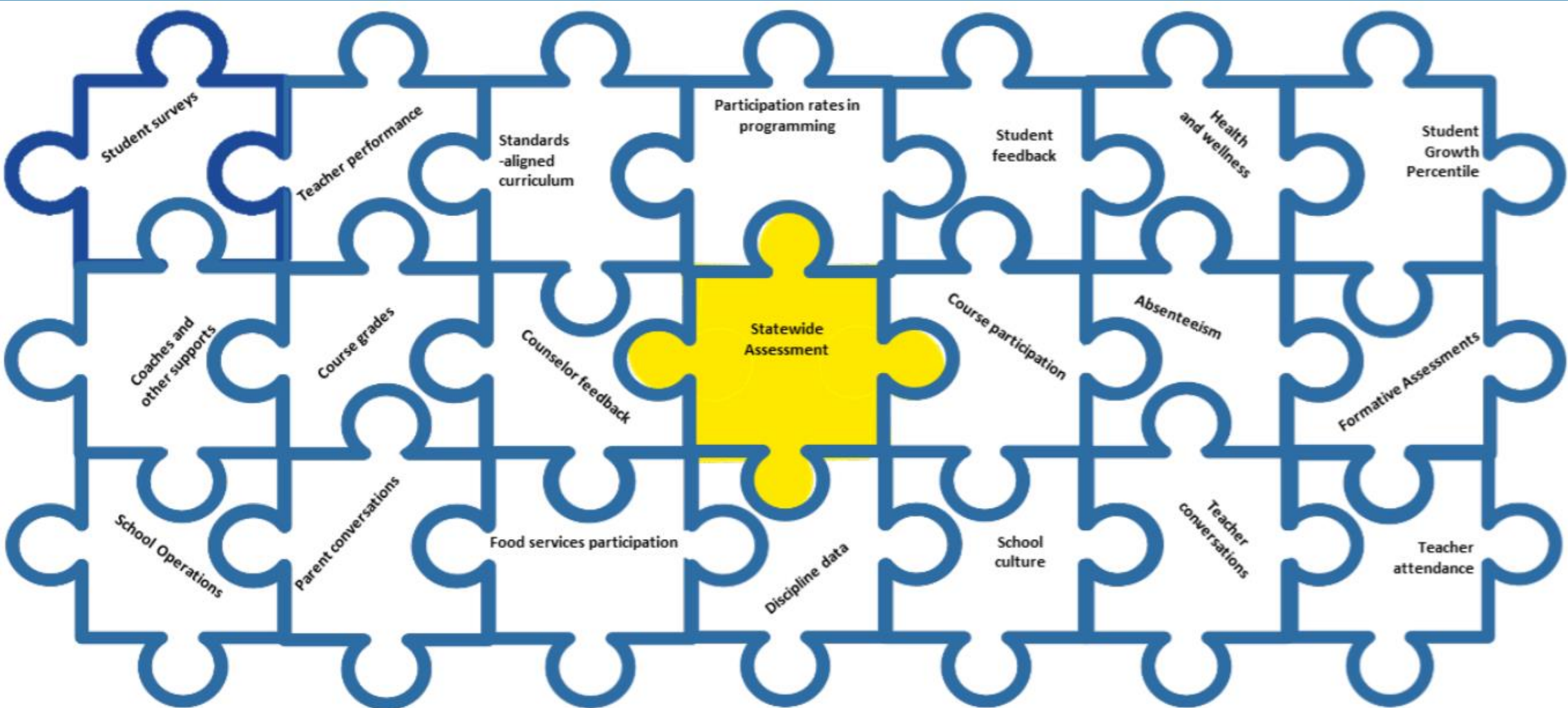


# NJSLA-SCIENCE

- Is a federally required state assessment administered to students in grades 5, 8, and 11
- NJSLA-Science focuses on the application of science knowledge and skills rather than memorization of content.
- It is designed to measure student proficiency in:
  - The knowledge specified by the NJSLS-Science grade band standards
  - Students' ability to utilize the science and engineering practices to explain scientific phenomena appropriately

# A SINGLE PIECE OF THE PUZZLE

- Statewide Assessment is just one of many ways that schools and districts gather information to better understand the needs of students.



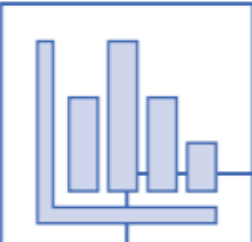
# GROUPING OF THE SCIENCE & ENGINEERING PRACTICES



## Investigating

- Asking questions and defining problems
- Planning and carrying out investigations
- Using mathematical and computational thinking

Physical Science



## Sensemaking

- Developing and using models
- Analyzing and interpreting data
- Constructing explanations and defining solutions

Life Science



## Critiquing

- Engaging in argument from evidence
- Obtaining, evaluating, and communicating information

Earth Science

# NJSLA-SCIENCE ASSESSMENT TIME & QUESTION TYPES

Grade Level Assessment	Number of units	Time per unit	Total testing time
Grade 5	4	45 minutes	3 hours
Grade 8	4	45 minutes	3 hours

## Machine Scorable Assessment:

### Multiple Choice

Students select the correct response from 4 possible answer choices

## Performance-Based Assessment:

### Technology Enhanced Items (TEI)

Alternative interaction items that are not open-ended

### Constructed Response Items (CR)

Open-ended items where students type their response

## NJSLA-SCIENCE PARTICIPATION LEVELS

	2019
<b>Grade 5</b>	94.5%
<b>Grade 8</b>	94.5%

## NJSLA-SCIENCE PERFORMANCE LEVELS

NJSLA-S uses four performance levels that delineate the knowledge, skills, and practices students are able to demonstrate:

**Level 1:**  
Minimal

**Level 2:**  
Limited

**Level 3:**  
Proficient

**Level 4:**  
Advanced

100

300

# COMPARES THE STATE'S OVERALL SCORE WITH DISTRICT'S GRADES 5 & 8

	<b>Number of Test Takers</b>	<b>STATE Average Overall Score</b>	<b>DISTRICIT Average Overall Score</b>	<b>STATE Proficient or Advanced %</b>	<b>DISTRICIT Proficient or Advanced %</b>
<b>Grade 5</b>	<b>87</b>	<b>170</b>	<b>172</b>	<b>29.3%</b>	<b>27.6%</b>
<b>Grade 8</b>	<b>105</b>	<b>165</b>	<b>180</b>	<b>19.8%</b>	<b>25.7%</b>















## STATE & DISTRICT-WIDE RESULTS BY LEVEL GRADE FIVE

	<b>Level 1: Minimal</b>	<b>Level 2: Limited</b>	<b>Level 3: Proficient</b>	<b>Level 4: Advanced</b>	<b>Proficient &amp; Advanced %</b>
<b>Grade 5 STATE</b>	<b>34.8%</b>	<b>36%</b>	<b>22.7%</b>	<b>6.6%</b>	<b>29.3%</b>
<b>Grade 5 DISTRICT</b>	<b>31%</b>	<b>41.4%</b>	<b>20.7%</b>	<b>6.9%</b>	<b>27.6%</b>

# DOMAINS & PRACTICES

## GRADE FIVE

**Purpose:** This report describes group performance in using the domains and practices, in comparison to state and district averages.

	Number of Students with valid Scores	Student Performance Using Domains and Practices (Percent)					
		EARTH & SPACE SCIENCE	LIFE SCIENCE	PHYSICAL SCIENCE	INVESTIGATING PRACTICES	SENSEMAKING PRACTICES	CRITIQUING PRACTICES
STATE	101,220	 50   38   11	 52   40   8	 48   39   13	 48   44   8	 53   34   12	 48   43   9
DISTRICT	87	 45   43   13	 53   39   8	 46   41   13	 43   51   7	 52   38   10	 41   46   13



**Below  
Expectations**



**Near/Met  
Expectations**



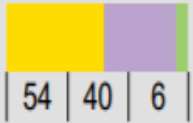
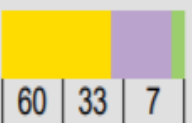
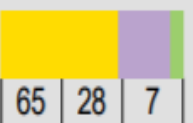

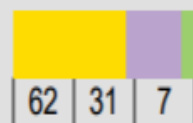
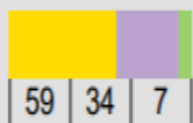
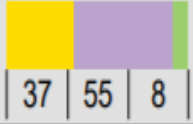
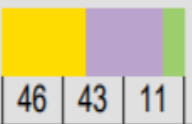
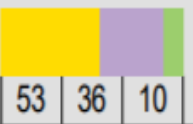
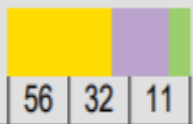


**Above  
Expectations**




# STATE & DISTRICT-WIDE RESULTS BY LEVEL GRADE EIGHT

	<b>Level 1: Minimal</b>	<b>Level 2: Limited</b>	<b>Level 3: Proficient</b>	<b>Level 4: Advanced</b>	<b>Proficient &amp; Advanced %</b>
<b>Grade 8 STATE</b>	<b>35.7%</b>	<b>44.5%</b>	<b>15.3%</b>	<b>4.5%</b>	<b>19.8%</b>
<b>Grade 8 DISTRICT</b>	<b>15.2%</b>	<b>59%</b>	<b>16.2%</b>	<b>9.5%</b>	<b>25.7%</b>

# DOMAINS & PRACTICES GRADE EIGHT

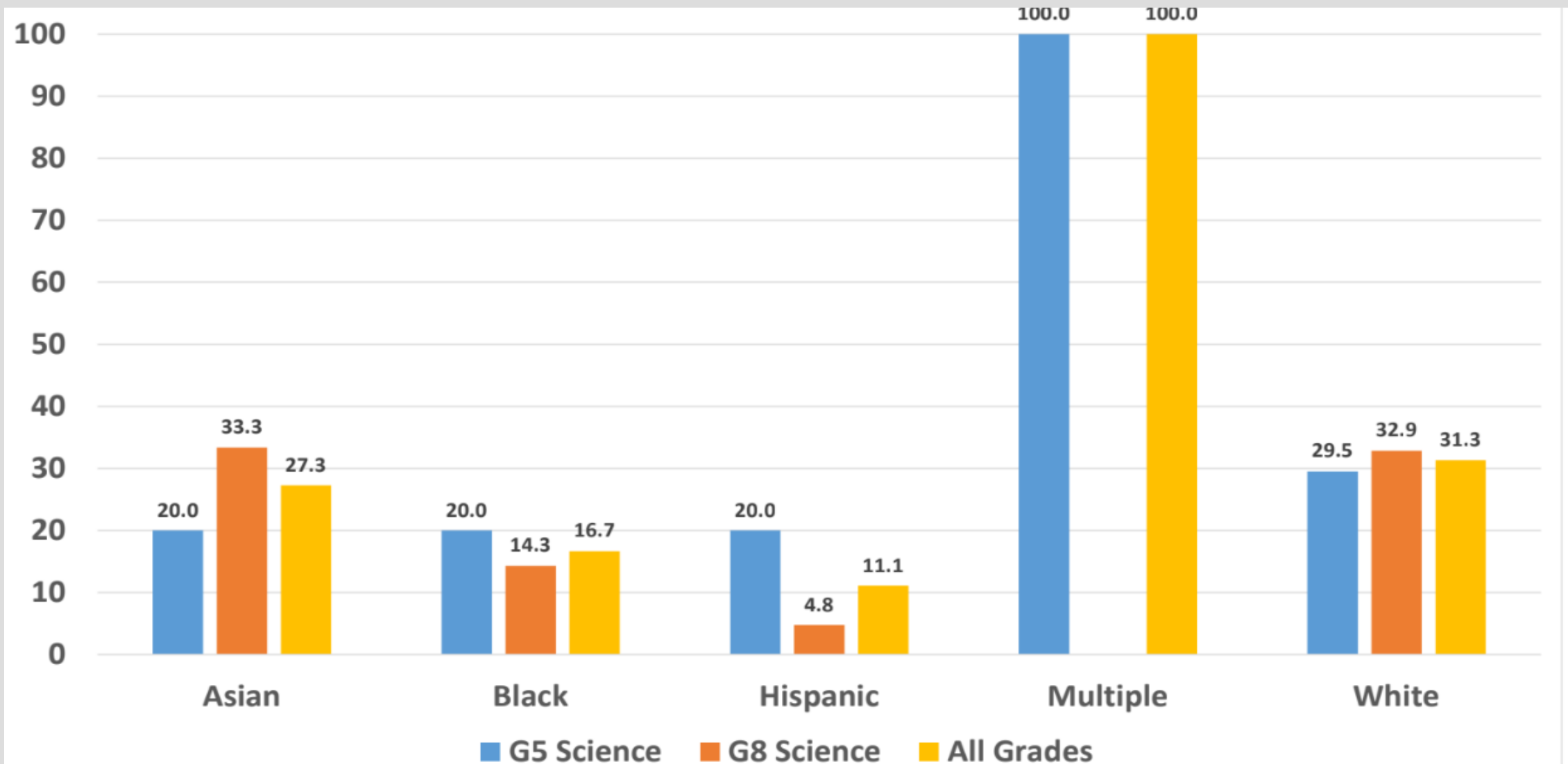
**Purpose:** This report describes group performance in using the domains and practices, in comparison to state and district averages.

	Number of Students with valid Scores	Student Performance Using Domains and Practices (Percent)					
		EARTH & SPACE SCIENCE	LIFE SCIENCE	PHYSICAL SCIENCE	INVESTIGATING PRACTICES	SENSEMAKING PRACTICES	CRITIQUING PRACTICES
<b>STATE</b>	99,852	 54   40   6	 60   33   7	 65   28   7	 64   30   6	 62   31   7	 59   34   7
<b>DISTRICT</b>	105	 37   55   8	 46   43   11	 53   36   10	 56   32   11	 46   44   10	 41   48   11

 <b>Below Expectations</b>	 <b>Near/Met Expectations</b>	 <b>Above Expectations</b>
---	--	---

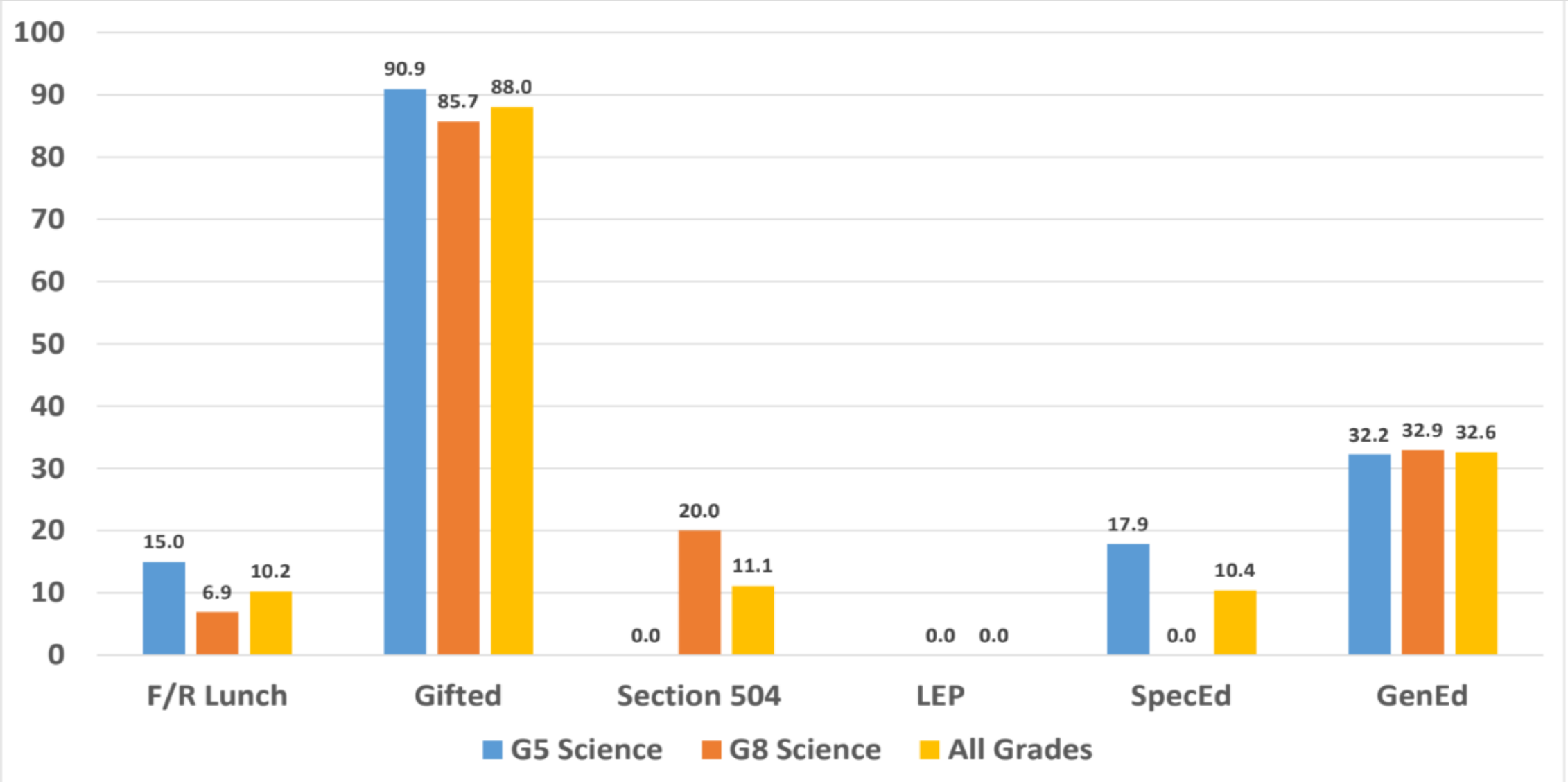
# PERFORMANCE OF SUBGROUP (RACE)

(% PROFICIENT + ADVANCED)



# PERFORMANCE OF SUBGROUP (PROGRAM)

(% PROFICIENT + ADVANCED)



## NEXT STEPS

- Analyze the results and create action steps with the science team.

### Elementary Students:

#### **Sensemaking Practices & Life Science**

- Developing and using models
- Analyzing and interpreting data
- Constructing explanations and defining solutions

### Middle School Students:

#### **Investigating Practices & Physical Science**

- Asking questions and defining problems
- Planning and carrying out investigations
- Using mathematical and computational thinking

## NEXT STEPS

- Infuse practice questions into daily classroom instruction
- Revising the science curriculum
- Explore resources to help support teachers in the delivery of standards
  - *Study Island*
  - *Mystery Science*
  - *Pearson Elevate (Pilot for 6<sup>th</sup> Grade)*
  - *Defined Stem*