

ACCESS for ELLs

Results 2018-19



WIDATM

WANAQUE PUBLIC SCHOOLS

OCTOBER 15, 2019

ACCESS for ELLs

- An English language proficiency assessment for students in Kindergarten through Grade 12
- Given every year to students who are English language learners
- Monitors the English language development of students
- Computer based, paper available



<p style="text-align: center;">6 Reaching</p>	<ul style="list-style-type: none"> • specialized or technical language reflective of the content area at grade level • a variety of sentence lengths of varying linguistic complexity in extended oral or written discourse as required by the specified grade level • oral or written communication in English comparable to proficient English peers
<p style="text-align: center;">5 Bridging</p>	<ul style="list-style-type: none"> • the technical language of the content areas; • a variety of sentence lengths of varying linguistic complexity in extended oral or written discourse, including stories, essays, or reports; • oral or written language approaching comparability to that of English proficient peers when presented with grade level material
<p style="text-align: center;">4 Expanding</p>	<ul style="list-style-type: none"> • specific and some technical language of the content areas; • a variety of sentence lengths of varying linguistic complexity in oral discourse or multiple, related paragraphs; • oral or written language with minimal phonological, syntactic, or semantic errors that do not impede the overall meaning of the communication when presented with oral or written connected discourse with occasional visual and graphic support
<p style="text-align: center;">3 Developing</p>	<ul style="list-style-type: none"> • general and some specific language of the content areas; • expanded sentences in oral interaction or written paragraphs; • oral or written language with phonological, syntactic, or semantic errors that may impede the communication but retain much of its meaning when presented with oral or written, narrative or expository descriptions with occasional visual and graphic support
<p style="text-align: center;">2 Beginning</p>	<ul style="list-style-type: none"> • general language related to the content areas; • phrases or short sentences; • oral or written language with phonological, syntactic, or semantic errors that often impede the meaning of the communication when presented with one to multiple-step commands, directions, questions, or a series of statements with visual and graphic support
<p style="text-align: center;">1 Entering</p>	<ul style="list-style-type: none"> • pictorial or graphic representation of the language of the content areas; • words, phrases, or chunks of language when presented with one-step commands, directions, WH-questions, or statements with visual and graphic support

Wanaque School District's ESL Population





- 2017-2018 – 14 students
- 2018-2019 – 17 students
 - 15 students in one language
- Students must score an overall 4.5 on ACCESS or WIDA Model Kit
- Once they test out of the program, students are monitored to ensure continued academic success



Sample Student Report

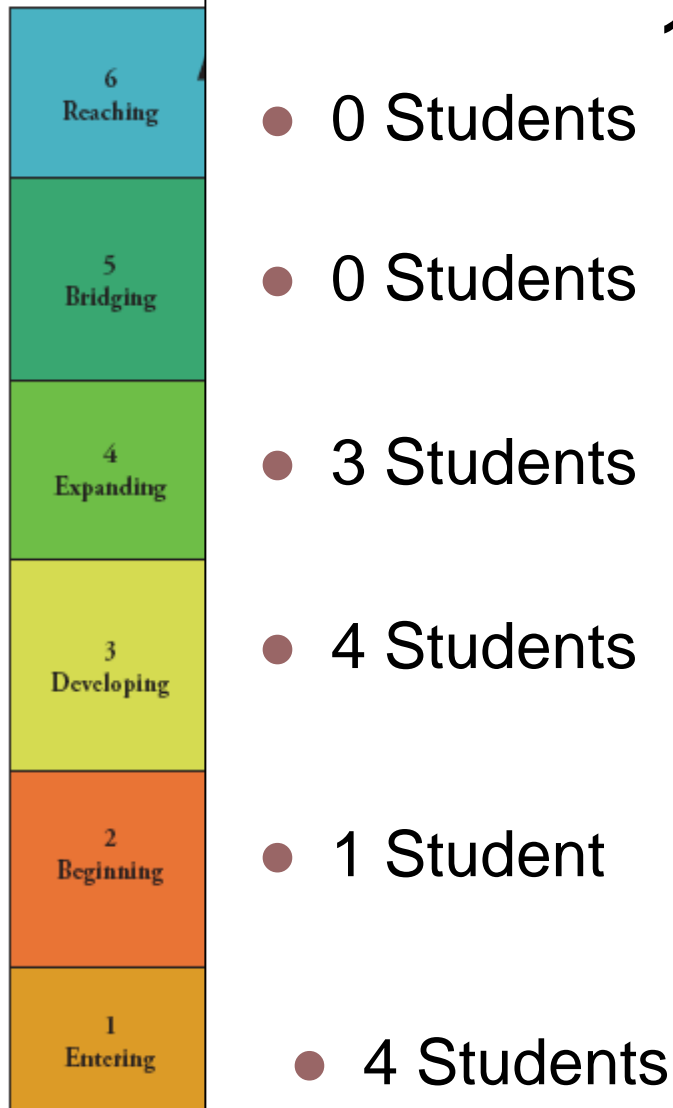
Individual Student Report 2019

This report provides information about the student's scores on the ACCESS for ELLs 2.0 English language proficiency test. This test is based on the WIDA English Language Development Standards and is used to measure students' progress in learning English. Scores are reported as Language Proficiency Levels and as Scale Scores.

Language Domain	Proficiency Level (Possible 1.0-6.0)						Scale Score (Possible 100-600) and Confidence Band See Interpretive Guide for Score Reports for definitions					
	1	2	3	4	5	6	100	200	300	400	500	600
Listening 	6.0						340					
Speaking 	2.9						258					
Reading 	5.3						322					
Writing 	3.2						293					
Oral Language 50% Listening + 50% Speaking	3.9						299					
Literacy 50% Reading + 50% Writing	3.6						308					
Comprehension 70% Reading + 30% Listening	5.7						327					
Overall* 35% Reading + 35% Writing + 15% Listening + 15% Speaking	3.7						305					

Wanaque School District Results

12 Students Total



Next Steps

- **Revise the ESL Curriculum**
 - **Create a document to address the “gaps”**
- **Monitor the progress of our ESL students**
 - **Common Benchmark Assessments; ESL classroom assessments**

ACCESS for ELLs

QUESTIONS

